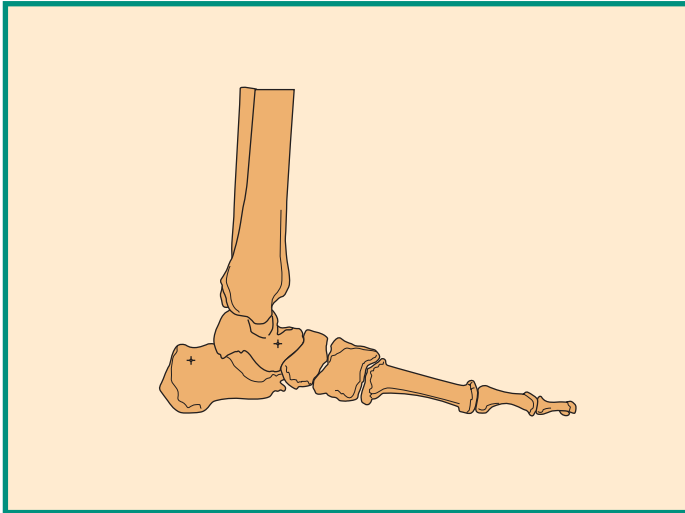
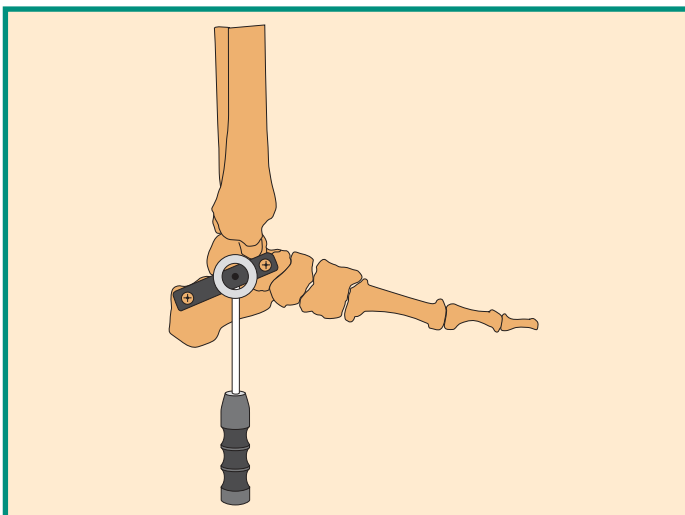


7 Distal Tibial and Pilon Fractures with the Radiolucent Ankle Clamp

By Dr. J.L. Marsh and Dr. F. Lavini

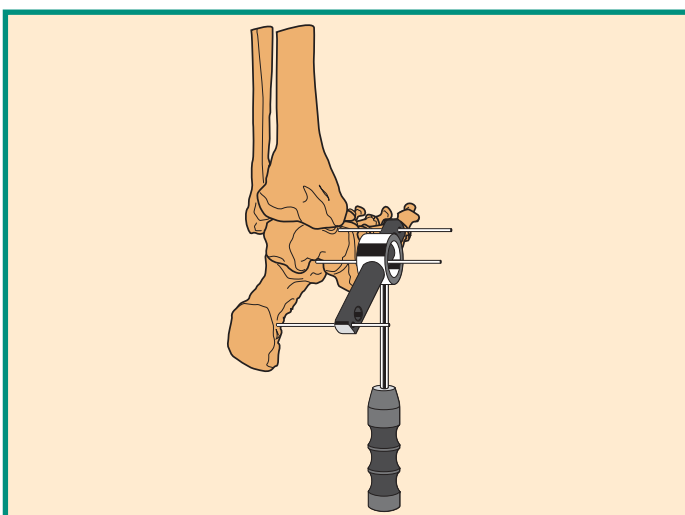


- Insert distal screws first: one in talus and one in calcaneum.



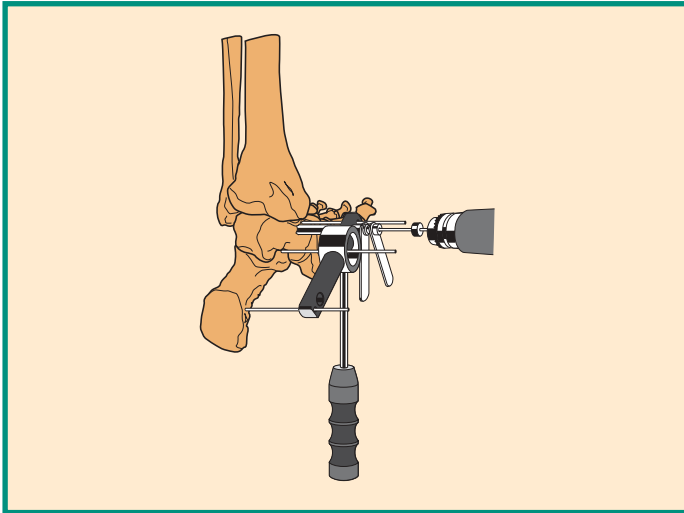
- To identify approximate centre of rotation of tibio-talar joint, place centre of pin guide over medial projection of sinus tarsi, parallel to dome of talus in AP projection. Identify ideal position of anterior screw by moving pin guide about its axis under image intensification.

Align handle of pin guide with axis of the tibia.

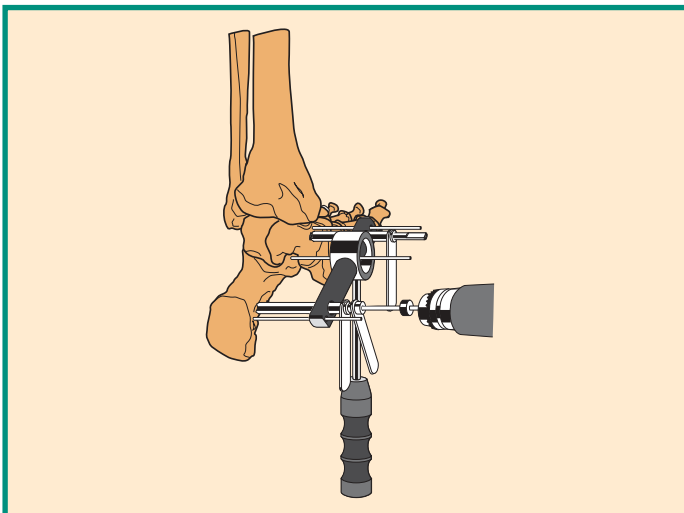


- Insert a 2 mm K-wire through centre of pin guide, down to skin. Insert K-wires into two small holes in pin guide to stabilise it for screw insertion.

Note: Anterior screw hole in pin guide should be over centre of neck of talus.

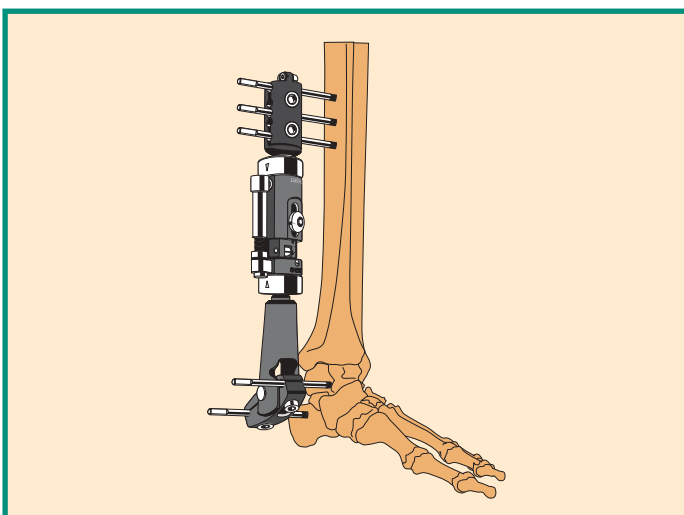


- Insert screw guide and 3.2 mm drill guide through anterior hole in short arm of pin guide. Check that it is in centre of bone.
Drill bone with 3.2 mm drill bit. Replace with 4.8 mm drill guide and drill first cortex only.



- After removing drill guide insert screw into talus.
Repeat same procedure for insertion of second screw into calcaneum.

Note: OsteoTite (HA-Coated) bone screws are strongly recommended for this application.



- Remove K-wires and pin guide and place fixator over distal screws.
Use fixator as template for placement of tibial screws.
Lock the fixator, using a torque wrench for the cams only.

The Orthofix Quality System has been certified to be in compliance with the requirements of:

- Medical Devices Directive 93/42/EEC, Annex II - (Full Quality System)
 - International Standards EN 46001/ISO 9001
- for orthopaedic external fixator systems including bone screws, nails and wires, sterile external and internal fixation systems.

⚠ See "Orthofix External Fixation System" instruction leaflet (PQ EXF) and appropriate Operative Manual prior to use.

Your Distributor is:

www.orthofix.com



ORTHOFIX - Wonersh House - The Guildway - Old Portsmouth Road
Guildford - Surrey GU3 1LR - England
Tel. 44 1483 468800 Fax 44 1483 468829